

Installation instruction Topocad

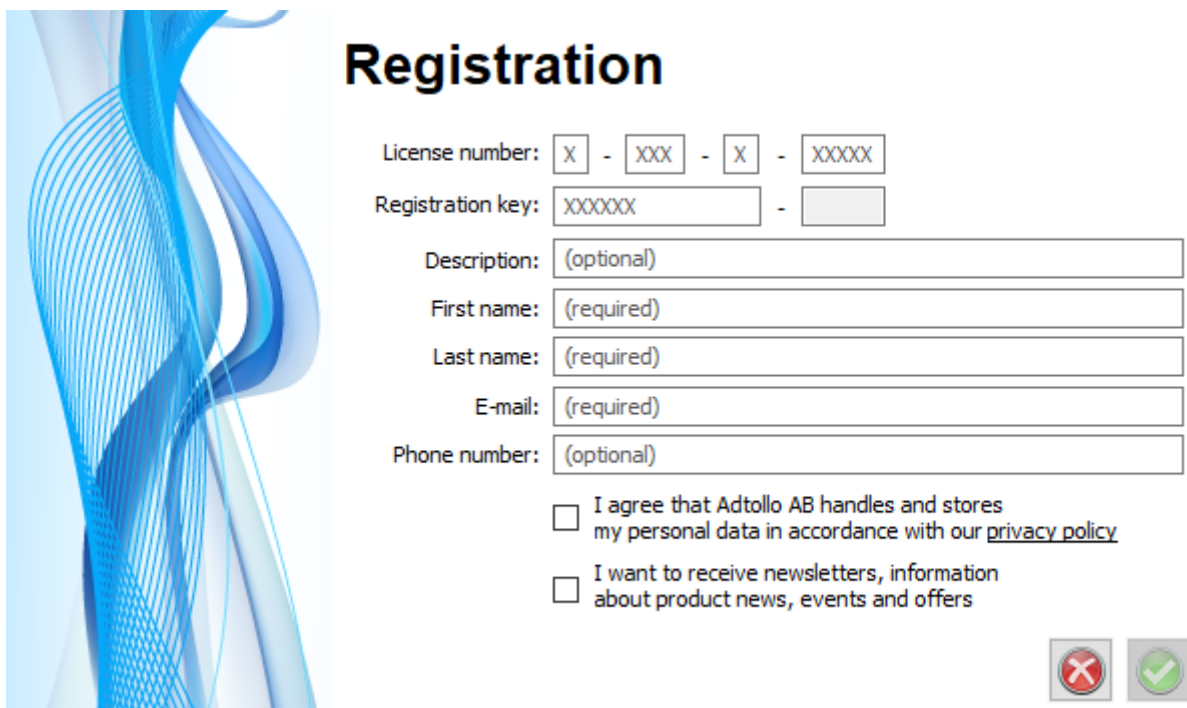
This installation instruction applies to Topocad from version 22 onwards.

Normal/fast procedure

This method works great for most users.

Run Topocad's installation exe file, found on Adtollo's website: <https://adtollo.se/en/download/>

When you open Topocad for the first time, a registration box will appear:



Registration

License number: - - -

Registration key: -

Description:

First name:

Last name:

E-mail:

Phone number:

I agree that Adtollo AB handles and stores my personal data in accordance with our [privacy policy](#)

I want to receive newsletters, information about product news, events and offers


Fill in the license information you have received from us along with your personal information.

To proceed to the next step, you need to approve our storage of your personal data by checking the top check box.

When you click on the green check mark, you will receive an email with a verification code. Copy and paste the code into the next dialog box "Enter verification code":

Enter Verification Code

A verification code has been sent to emma.giertz@adtollo.se.
Copy the verification code and paste it here. Possibly check the "junk" or "other" email



The email sent to you looks like this:

License verifikation från Adtollo



Adtollo Verification Service <noreply@adtollo.se>
Till Giertz Emma

Översätt meddelandet till: Svenska | Översätt aldrig från: Engelska

Hello Emma Giertz,

You have requested a verification code to register Topocad.

Verification code:



Follow these steps to register Topocad:

- Copy the verification code from this email and paste it into Topocads registration. You can now start using Topocad!
- An email will be sent to the license administrator in your company for approval of the registration
- Note: Approval is needed within 14 days, otherwise the license will be rejected

Product: Topocad
Version number: 22
License number: 1-044-4-21047

Best Regards,
The Topocadteam

Adtollo

Topocadteamet

support: +46 8 29 06 60
switch: +46 8 410 415 00
website: www.adtollo.se/en

Done!

Check that everything is in order by starting up Topocad.

Network license - registration approval required

If you have a network license, the license administrator will receive the following email requesting approval of the registration.

The approval needs to be done within 14 days but we recommend that you do this as soon as possible.

Begäran om licenskonfirmering från Adtollo



Adtollo Verification Service <noreply@adtollo.se>
Till Giertz Emma

Översätt meddelandet till: Svenska | Översätt aldrig från: Engelska

Hello Emma Giertz,

A new computer have been registered for Topocadlicens and awaits your approval. Approve the registration at <https://license.adtollo.se>.

To reduce the risk for unauthorized registrations you, who are responsible for the licenses need to approve or deny this registration within 14 dagar.

The following license awaits approval:

Product: Topocad
Version number: 22
License number: 1-044-4-21047

The following contact details have been provided for this registration:

Name: Emma Giertz
Email: emma.giertz@adtollo.se
Phone:

The license have been registered on computer: XXXXXXXXXX

Best regards,
The Topocadteam

Adtollo

Topocadteam

support: +46 8 29 06 60

switch: +46 8 410 415 00

website: www.adtollo.se/en

Log in to the portal as a license administrator

The license administrator logs in to the portal at: <https://license.adtollo.se>





The first time you log in, create a user by clicking on "*Forgot your password?*".

Enter your email to receive an email for password reset. Click on the link in the email and choose a password according to the directives:

1. At least six characters long
2. At least one letter
3. At least one number
4. At least one capital letter

You can now log in to the portal with your login details.

Go to the "Waiting for Approval" tab and click on "Approve".

	1-046-4-21047	Topocad	22	emma.giertz@adtollo.se			
---	---------------	---------	----	------------------------	--	---	---

Done!

Now, both installation, registration and approval are ready!

Check that everything is in order by starting up Topocad.

Add or remove modules

Contact us at Adtollo with information about which modules shall be added or removed. Once we have confirmed back to you that the changes has been made, you only need to restart Topocad and the changes will take effect.